

*Continuous Forms Processing
& Mailing Equipment*



SPEDO 2400 FORMS CUTTER SPARE PARTS LIST

**SPEDO UK LTD, 76 WOOLMER WAY, BORDON, HAMPSHIRE GU35 9QF, UK
TEL: +44 (0) 1420 487442 • FAX: +44 (0) 1420 477827
E-MAIL: spedo@spedouk.com • WEBSITE: www.spedouk.com**

INDEX

ELECTRICAL PARTS	PAGES 3 – 5
OPERATOR PANEL.....	4
CABLES.....	5
MECHANICAL PARTS	PAGES 6 – 28
DRIVER COMPARTMENT.....	6
BLADE DRIVE ASSEMBLY.....	6
PAPER TRANSPORT COMPARTMENT.....	7
SAFETY COVER ASSEMBLY.....	8
EDGE TRIMMER ASSEMBLY.....	9 – 11
CENTRE CUTTER ASSEMBLY.....	12 – 14
TRACTOR FEED ASSEMBLY.....	15 – 18
INTAKE BRUSH ASSEMBLY.....	19
PAPER GUIDE.....	19
FEED MOTOR MOUNT.....	19
INDEX WHEEL ASSEMBLY.....	20
INFEEED GUIDE ASSEMBLY.....	20 – 21
MARGIN TRIM BURSTER.....	22
BEARING PLATE COMPARTMENT.....	23
PAPER OUTPUT.....	24
GANTRY ASSEMBLY.....	24
BLADE ASSEMBLY.....	25 – 26
STACK TRAY.....	27
KICKOUT ROLLER.....	27
PRESSURE WHEEL.....	28
AIR BLAST PUMP.....	28

ELECTRICAL PARTS



SP 000 284
RUN-OUT SWITCH



SP 004 460
SAFETY COVER SWITCH



SP 006 030
MOTOR ASSEMBLY



1. SP 006 015
PIN FEED SERVO
DRIVER



2. SP 006 017
BLADE SERVO DRIVER



3. SP 006 016
PIN FEED SERVO
MOTOR



4. SP 005 539
BLADE SERVO MOTOR



5. SP 006 029
INVERTER ASSEMBLY



6. SP 006 476
FAN & FILTER
ASSEMBLY




7. SP 006 478
POWER DISTRIBUTION
UNIT



8. SP 006 014
2400 CONTROL PANEL
UNIT

SP 006 336 - 2400 OPERATOR PANEL




1. SP 005 653
EMERGENCY STOP
SWITCH



2. SP 005 652
MAINS ON/OFF
SWITCH




3. SP 006 034
OPERATOR PANEL
KEYPAD



4. SP 006 334
DIGITAL SPEED POT
ASSEMBLY



SP 006 337
E-WHEEL [SPARE PART
FOR SP 006 334]




5. SP 006 419
ENHANCED OPERATOR
PCB ASSEMBLY



6. SP 006 417
SPEED CONTROL
CABLE



7. SP 006 413
LCD COMMS CABLE



8. SP 006 035
OPERATOR SWITCH
RIBBON CABLE



9. SP 006 037
OPERATOR ON/OFF
CABLE

2400 CABLES



SP 006 037
OPERATOR PANEL ON/OFF
CABLE



SP 004 547
KNIFE SENSOR CABLE C/W
SENSOR



SP 006 026
MAINS SAFETY COVER
SWITCH CABLE



SP 006 084
INVERTER POWER CABLE



SP 006 470
PAPER RUN-OUT SWITCH
CABLE



SP006 086
PIN FEED SERVO POWER
CABLE



SP 006 085
BLADE SERVO POWER CABLE



SP 006 062
MAINS POWER CABLE



SP 006 020
PIN FEED MOTOR CABLE



SP 006 021
PIN FEED BRAKE CABLE



SP 006 018
PIN FEED I/O CABLE



SP 006 024
BLADE MOTOR CABLE



SP 006 023
BLADE ENCODER CABLE



SP 006 022
BLADE I/O CABLE



SP 006 019
PIN FEED ENCODER CABLE



SP 004 546
OPERATOR PANEL RIBBON
CABLE



SP 006 471
SAFETY COVER CABLE



SP 004 541
LOOP CONTROL CABLE

MECHANICAL PARTS

DRIVER COMPARTMENT



1. SP 002 133
BEARING, E/T SHAFT



2. SP 005 027
BLADE DRIVE
ASSEMBLY

BLADE DRIVE ASSEMBLY SPARES LISTED BELOW



3. SP 004 645
FOOT



SP 004 796
DOOR LOCK UNIT [NOT
SHOWN]


BLADE DRIVE ASSEMBLY SPARE PARTS



SP 004 497
PULLEY, 60T, BLADE
TIMING



SP 004 538
PULLEY, 20T, BLADE DRIVE
TIMING



SP 004 805
BELT, BLADE DRIVE



SP 004 510
CRANK, BLADE DRIVE



SP 004 832
SPACER, BLADE CRANK




SP 004 812
CIRCLIP, EXTERNAL, 20MM



SP 003 389
CIRCLIP, INTERNAL, 42MM




SP 004 762
BEARING



SP 004 642
PLATE, MOTOR MOUNTING


PAPER TRANSPORT COMPARTMENT



- | | |
|----------|------------------------------|
| 1. | SAFETY COVER ASSEMBLY |
| 2. | EDGE TRIMMER ASSEMBLY |
| 3. | CENTRE CUTTER ASSEMBLY |
| 4. | TRACTOR FEED ASSEMBLY |
| 5. | INTAKE BRUSH ASSEMBLY |
| 6. | PAPER GUIDE, UPPER |
| 7. | PAPER GUIDE, LOWER |
| 8. | FEED MOTOR MOUNT ASSEMBLY |
| 9. | INDEX WHEEL ASSEMBLY |
| 10. | INFEEED GUIDE ASSEMBLY |
| OPTIONAL | MARGIN TRIM BURSTER ASSEMBLY |

SAFETY COVER ASSEMBLY SPARE PARTS

SP 000 177 SAFETY COVER



1. SP 000 385
SPINDLE, SAFETY
COVER



2. SP 000 559
SCREW, M6 X 12MM,
SOCKET CAP



3. SP 000 117
GAS DAMPER



4. SP 000 682
BUSH, OILITE




5. SP 005 118
SET RING, 8 X 16 X 8MM



6. SP 001 811
PLATE, SAFETY COVER
SWITCH



7. SP 002 211
CLAMP, GAS DAMPER



8. SP 001 210
PILLAR, SAFETY
COVER



9. SP 00 958
CIRCLIP, 6MM, E-TYPE



10. SP 000 380
BOLT, SAFETY COVER



1. SP 000 519
STRIP, EDGE
PROTECTION



2. SP 000 760
ANGLE, SAFETY
COVER SUPPORT, RH



3. SP 000 761
ANGLE, SAFETY COVER
SUPPORT, LH



4. SP 002 040
BAR, GAS DAMPER
MOUNT



5. SP 004 710
HINGE, SAFETY
COVER

EDGE TRIMMER ASSEMBLY SPARE PARTS



SP 006 663
EDGE TRIMMER COMPLETE,
LH



SP 006 662
EDGE TRIMMER COMPLETE,
RH



SP 006 253
E/T HOUSING, LH



SP 006 254
E/T HOUSING, RH




SP 006 660
E/T GUIDE, LH




SP 006 661
E/T GUIDE, RH



SP 005 241
SHAFT, E/T DRIVE



1. SP 000 164
LUBRICATION
COMPLETE




2. SP 003 433
SPRING




3. SP 001 478
ROLL PIN



4. SP 003 118
FELT WICK



1. SP 001 158
SCREW, M4 X 8.7MM,
HEX



2. SP 000 359
WASHER, NYLON




3. SP 004 816
SCREW, M3 X 6MM,
COUNTERSUNK



4. SP 000 356
SCREW, KNURLED,
E/T HOUSING

EDGE TRIMMER ASSEMBLY SPARE PARTS




1. SP 001 054
DETENT



2. SP 001 104
SPRING, INDEXING, E/T
HOUSING




3. SP 001 924
CIRCLIP, 4MM, E-TYPE



4. SP 003 426
SHIM, 5.15 x 10 x 0.1MM



5. SP 000 382
SPINDLE, E/T HOUSING



1. SP 000 063
BLADE, 45°



2. SP 004 853
E/T TOP HUB
COMPLETE



3. SP 000 381
SPRING, E/T TOP HUB



4. SP 006 420
FRICTION HUB



5. SP 003 021
BUSH, ECCENTRIC




6. SP 001 828
SPRING, E/T HOUSING
SPINDLE



7. SP 003 421
AXLE, SHAFT E/T

EDGE TRIMMER ASSEMBLY SPARE PARTS



1. SP 000 248
BUSH, FLANGED




2. SP 000 064
BLADE, 90°



3. SP 004 747
HUB, LOWER, C/W
BEARING



SP 001 829
HUB, LOWER W/O
BEARING



4. SP 000 953
NUT, M4



5. SP 000 711
WASHER, M5



6. SP 000 796
WASHER, FIBRE



7. SP 000 517
SCREW, M4 x 20MM


CENTRE CUTTER ASSEMBLY SPARE PARTS



SP 003 108
CENTRE CUTTER ASSEMBLY COMPLETE

SP 003 086
BEARING ARM ASSEMBLY

SP 002 043
LOWER HUB C/W BLADE ASSEMBLY



1. SP 006 038
BEARING ARM



2. SP 003 041
LEVER, LOCKING



3. SP 003 031
MOUNT, LOCKING
LEVER



4. SP 000 851
SCREW, M4 X 16MM
[WITH WASHER SP 000 711]



5. SP 000 240
SPRING, LOCKING
LEVER



6. SP 004 847
PIN, HINGE




7. SP 000 892
SCREW, M8 X 8MM,
GRUB



8. SP 001 866
RING, CLAMPING


CENTRE CUTTER ASSEMBLY SPARE PARTS



1. SP 000 064
BLADE, 90°



2. SP 003 229
HUB, CENTRE CUTTER
TOP



3. SP 003 002
PLATE, CENTRE
CUTTER



4. SP 002 022
CIRCLIP, 4MM, E-TYPE



5. SP 003 075
AXLE, CENTRE CUTTER
TOP HUB



6. SP 003 062
PLATE, SPRING



7. SP 002 228
SPRING, SPRING PLATE



8. SP 004 615
BEARING, CENTRE
CUTTER TOP HUB




9. SP 004 838
CIRCLIP, 16MM,
INTERNAL



10. SP 000 854
SCREW, M4 X 6MM,
GRUB



11. SP 000 412
SCREW, M4 X 8MM,
COUNTERSUNK



1. SP 004 845
LEVER, SIDE
ADJUSTING, LH



2. SP 004 475
LEVER, SIDE
ADJUSTING, RH




3. SP 000 330
SPRING, PRESSURE



4. SP 004 712
SCREW, SHOULDERED


CENTRE CUTTER ASSEMBLY SPARE PARTS




1. SP 000 064
BLADE, 90°



2. SP 001 913
HUB, LOWER



3. SP 004 631
SCREW, CENTRE
CUTTER



1. SP 001 851
BAR, CENTRE CUTTER
ARM MOUNT




2. SP 000 389
BRIDGE, CENTRE
CUTTER



3. SP 000 700
BAR, CENTRE CUTTER
BRIDGE SUPPORT

TRACTOR FEED ASSEMBLY SPARE PARTS



1. SP 005 139
TRACTOR ASSEMBLY,
SPLINED, LH





2. SP 005 138
TRACTOR ASSEMBLY,
SPLINED, RH



3. SP 005 476
SHAFT, TRACTOR
DRIVE, SPLINED



4. SP 004 657
SHAFT, SCROLL



1. SP 001 965
SCREW, KNURLED



2. SP 000 782
SCREW, M4 x 8MM



3. SP 000 165
PLATE, TRACTOR
LOCKING



4. SP 005 054
NUT, SCROLL SHAFT,
LH




SP 005 055
NUT, SCROLL SHAFT,
RH



6. SP 003 057
PIN, THREADED



7. SP 005 119
BUSH, OILITE



8. SP 004 761
PIN, FLAP SPRING





9. SP 005 038
FEED UNIT, SPLINED,
RH




SP 005 039
FEED UNIT, SPLINED,
LH

TRACTOR FEED ASSEMBLY SPARE PARTS



1. SP 000 277
PIN, THREADED,
ECCENTRIC



2. SP 000 953
NUT, M4



3. SP 000 622
WASHER, M5



4. SP 000 170
SPRING, TRACTOR FLAP



5. SP 000 492
FLAP, TRACTOR, LH



SP 000 493
FLAP, TRACTOR, RH



1. SP 004 699
COVER, TRACTOR BOX





2. SP 004 852
FOIL, TRACTOR BOX
COVER



3. SP 001 965
SCREW, KNURLED

TRACTOR FEED ASSEMBLY SPARE PARTS



1. SP 000 198
LINK CHAIN,
STANDARD



SP 000 236
LINK CHAIN, THORN



SP 001 296
LINK CHAIN, MEDIUM



SP 001 297
LINK CHAIN, HEAVY
DUTY



2. SP 004 452
GUIDE, TRACTOR LINK
CHAIN



3. SP 005 053
SPROCKET, FREE
TRACTOR




4. SP 000 412
SCREW, M4 X 8MM,
COUNTERSUNK



5. SP 005 037
SPROCKET, TRACTOR,
SPLINED



6. SP 005 019
CIRCLIP, EXTERNAL,
16MM



1. SP 000 268
SPRING, TRACTOR
LOCKING LEVER



2. SP 003 056
PIN, ADJUSTING





3. SP 003 024
BUSH, LOCKING LEVER
MOUNTING




4. SP 004 684
LEVER, TRACTOR
LOCKING

TRACTOR FEED ASSEMBLY SPARE PARTS




5. SP 000 555
NUT, HALF, M5



6. SP 000 994
WASHER, NYLON,
LOCKING LEVER



7. SP 000 447
SCREW, M5 x 20MM



8. SP 000 711
WASHER, M5



9. SP 005 080
WASHER, M5, SPRING

INTAKE BRUSH ASSEMBLY SPARE PARTS



SP 000 161
INTAKE BRUSH, COMPLETE,
STANDARD



SP 000 173
BRUSH STRIP,
REPLACEMENT, STANDARD



SP 002 186
INTAKE BRUSH, COMPLETE,
ANTI-STATIC



SP 000 673
BRUSH STRIP, REPLACEMENT,
ANTI-STATIC



SP 000 672
SPRING, INTAKE BRUSH




SP 003 040
LEVER, INTAKE BRUSH




SP 003 071
SCREW, KNURLED, INTAKE
BRUSH



SP 001 053
SPACER



SP 000 042
MOUNT, INTAKE BRUSH




SP 003 023
BUSH, INTAKE BRUSH

PAPER GUIDE SPARE PARTS



SP 000 228
PAPER GUIDE, UPPER



SP 006 524
PAPER GUIDE, LOWER

FEED MOTOR MOUNT ASSEMBLY SPARE PARTS




SP 000 280
COVER, FEED MOTOR
MOUNT




SP 001 262
BUSH, TRANTORQUE
LOCKING


INDEX WHEEL ASSEMBLY SPARE PARTS



1. SP 005 218
HANDWHEEL, SPLINED
SCROLL SHAFT




2. SP 004 664
SPACER, SCROLL SHAFT



3. SP 003 436
DETENT, SPRING


INFEED GUIDE ASSEMBLY SPARE PARTS




1. SP 006 526
INFEED GUIDE BRUSH
ASSEMBLY



2. SP 006 533
INFEED PAPER GUIDE



1. SP 000 318
KNOB, KNURLED



2. SP 006 527
BRUSH, INFEED GUIDE
ASSEMBLY



3. SP 006 490
MOUNT, INFEED GUIDE
ASSEMBLY



4. SP 000 046
SCREW, M4 x 6MM,
GRUB

INFEEED GUIDE ASSEMBLY SPARE PARTS



1. SP 001 965
SCREW, KNURLED



2. SP 006 491
SLIDING PIECE, INFEEED
GUIDE

MARGIN TRIM BURSTER ASSEMBLY SPARE PARTS [OPTIONAL]



SP 006 670
MARGIN TRIM BURSTER
ASSEMBLY



SP 000 242
ROLLER ASSEMBLY, MTB



SP 001 653
BEARING, NEEDLE




SP 000 048
BEARING, PRESSURE METAL
ROLLER



SP 000 021
BEARING, BURSTER ROLLER




SP 001 889
BLADE, MTB



1. SP 003 066
ROLLER, METAL
PRESSURE, COMPLETE



SP 003 026
CARRIER, PRESSURE
ROLLER



2. SP 005 124
BURSTER SECTION
COMPLETE



3. SP 000 061
BELT, ROLLER DRIVE,
NARROW




SP 001 970
BELT, ROLLER DRIVE,
WIDE



4. SP 005 125
PRESSURE
ACTUATOR



5. SP 006 668
PAPER GUIDE, LH



SP 006 669
PAPER GUIDE, RH




6. SP 003 030
PULLEY, 28T, DMSA

BEARING PLATE COMPARTMENT SPARE PARTS




1. SP 004 499
PULLEY, SMALL, E/T
SHAFT



2. SP 004 474
BELT, MAIN DRIVE, E/T



3. SP 004 498
PULLEY, LARGE, E/T
SHAFT




1. SP 002 133
BEARING, E/T SHAFT



2. SP 004 465
WASHER, BEARING
PLATE LOCATING



3. SP 000 067
BUSH, PAPER FEED
SHAFT




4. SP 000 869
SCREW, GRUB



5. SP 000 092
BUSH, OILITE, SCROLL
SHAFT

PAPER OUTPUT

SP 004 708 - GANTRY ASSEMBLY



1. SP 004 651
SHAFT, GANTRY



2. SP 004 707
GANTRY TUBE
ASSEMBLY W/O ARMS



3. SP 004 700
GANTRY ARM, LH




4. SP 004 701
GANTRY ARM, RH

GANTRY SHAFT SPARE PARTS



SP 004 652
SCREW, SPECIAL M10



SP 004 653
RING, SPECIAL M10



SP 004 811
CIRCLIP, 15MM

GANTRY TUBE SPARE PARTS & GANTRY ARM SPARE PARTS



SP 004 688
BUSH, GANTRY



SP 004 606
GANTRY BUSH, OILITE



SP 005 311
GANTRY DRAIN PLUG C/W
SEAL




SP 004 607
GANTRY OIL SEAL



SP 005 426
GANTRY OIL



SP 004 578
GANTRY CONROD C/W
BEARING



SP 000 175
GANTRY ARM BUSH




SP 004 513
GANTRY ARM BUSH, LARGE


BLADE ASSEMBLY



SP 004 539
BLADE GUIDE ASSEMBLY



SP 004 449
BLADE SUPPORT, LOWER



SP 000 234
GUARD, LOWER CROSS CUT
BLADE



SP 000 065
45° TOP CROSS CUT BLADE



SP 000 069
80° TOP CROSS CUT BLADE



SP 000 066
LOWER CROSS CUT BLADE



SP 005 242
PLATE, BLADE MOUNT




SP 005 369
ROLLER BACKSTOP
ASSEMBLY



SP 001 055
BLADE MOUNT, LH



SP 001 056
BLADE MOUNT, RH



1. SP 002 034
SCREW, EYE



2. SP 000 181
BLADE FELT




3. SP 000 058
SHAFT, BLADE GUIDE



4. SP 000 919
GROMMET, RUBBER

BLADE ASSEMBLY



5. SP 001 351
BOLT, ECCENTRIC



6. SP 001 817
SPRING, BLADE
TENSION



7. SP 000 575
WASHER, M5




8. SP 000 481
PLATE, BACKSTOP




9. SP 004 602
SPACER, BLADE

BLADE GUIDE SPARE PARTS



1. SP 004 678
GUARD, GANTRY
ARM, LH



2. SP 004 679
GUARD, GANTRY ARM,
RH




3. SP 004 728
PLATE, STRIP CUT




4. SP 004 895
THUMBWHEEL, STRIP
CUT PLATE

STACK TRAY ASSEMBLY





SP 000 416
STACK TRAY ASSEMBLY



SP 000 103
STACK TRAY MAGNETIC
GUIDE

KICKOUT ROLLER ASSEMBLY



1. SP 004 666
HOUSING, KICKOUT
ROLLER BEARING



2. SP 004 773
SHAFT, KICKOUT
ROLLER



3. SP 001 422
CIRCLIP, 12MM,
EXTERNAL



4. SP 004 672
PULLEY, DRIVE



5. SP 001 957
BELT, KICKOUT DRIVE



6. SP 004 670
PULLEY, DRIVEN,
KICKOUT ROLLER



7. SP 004 716
BEARING, KICKOUT
ROLLER



8. SP 004 714
PRESSURE WHEEL
ASSEMBLY COMPLETE



9. SP 004 667
AXLE, KICKOUT
ROLLER SPACER



10. SP 004 583
BEARING, KICKOUT
ROLLER SHAFT

PRESSURE WHEEL ASSEMBLY SPARE PARTS



SP 004 711
PLATE, PRESSURE WHEEL



SP 004 722
SPRING, PRESSURE WHEEL



SP 005 058
PRESSURE WHEEL SUB
ASSEMBLY

AIR BLAST PUMP ASSEMBLY




SP 004 656
AIR BLAST PUMP ASSEMBLY



SP 001 057
BELLOWS



SP 004 691
PUMP HOUSING COMPLETE



SP 004 683
LID, AIR PUMP



SP 000 110
BUSH, PUMP BELLOWS



SP 002 230
DISC, AIR PUMP SEAL



SP 001 322
HOSE, AIR PUMP