

*Continuous Forms Processing
& Mailing Equipment*



SPEDO 8500 CONVEYOR STACKER SPARE PARTS LIST

**SPEDO UK LTD, 76 WOOLMER WAY, BORDON, HAMPSHIRE GU35 9QF, UK
TEL: +44 (0) 1420 487442 • FAX: +44 (0) 1420 477827
E-MAIL: spedo@spedouk.com • WEBSITE: www.spedouk.com**

INDEX

ELECTRICAL PARTS - STANDARD..... PAGE 3

ELECTRICAL PARTS - ENHANCED..... PAGE 4

MECHANICAL PARTS..... PAGE 5 - 7

 MOTOR DRIVE PARTS..... 5


 CONVEYOR BED PARTS..... 6

 DRIVE ROLLER PARTS..... 6

 IDLER ROLLER PARTS..... 7

 STACK TRAY ASSEMBLY..... 7

ELECTRICAL PARTS - STANDARD



1. SP 006 500
MOTOR, MAIN DRIVE



2. SP 005 653
SWITCH, EMERGENCY STOP



3. SP 000 223
CONTROL BOARD COMPLETE



4. SP 005 761
INLET, DUAL FUSED, MAINS



5. SP 007 111
CABLE, CUTTER INTERFACE



6. SP 007 160
PUSH BUTTON, CONTINUOUS



7. SP 007 161
PUSH BUTTON, PAUSE



8. SP 005 652
SWITCH, ON/OFF



9. SP 005 666
SPEED POT



SP 004 872
SENSOR

ELECTRICAL PARTS - ENHANCED



1. SP 006 500
MOTOR, MAIN DRIVE



2. SP 005 653
SWITCH, EMERGENCY
STOP



3. SP 006 474
PCB, CONVEYOR
CONTROL



4. SP 005 761
INLET, DUAL FUSED,
MAINS



5. SP 007 222
CABLE, INTERFACE



6. SP 006 501
OPERATOR PANEL
COMPLETE



7. SP 005 652
SWITCH, ON/OFF



8. SP 005 554
PCB, 3 KEY
OPERATOR



9. SP 005 666
SPEED POT



SP 006 094
SENSOR

MECHANICAL PARTS



1. SP 006 680
ADJUSTABLE HEIGHT
BRAKED CASTOR
ASSEMBLY




2. SP 007 150
ADJUSTABLE HEIGHT
UN-BRAKED CASTOR
ASSEMBLY



3. SP 005 685
ADJUSTABLE HAND
LEVER

4. 8500 MOTOR DRIVE PARTS



1. SP 005 708
PULLEY, DRIVEN



2. SP 006 514
PULLEY, DRIVE MOTOR



3. SP 005 940
BELT, MAIN DRIVE

CONVEYOR BED PARTS



1. SP 006 542
BELT, CONVEYOR

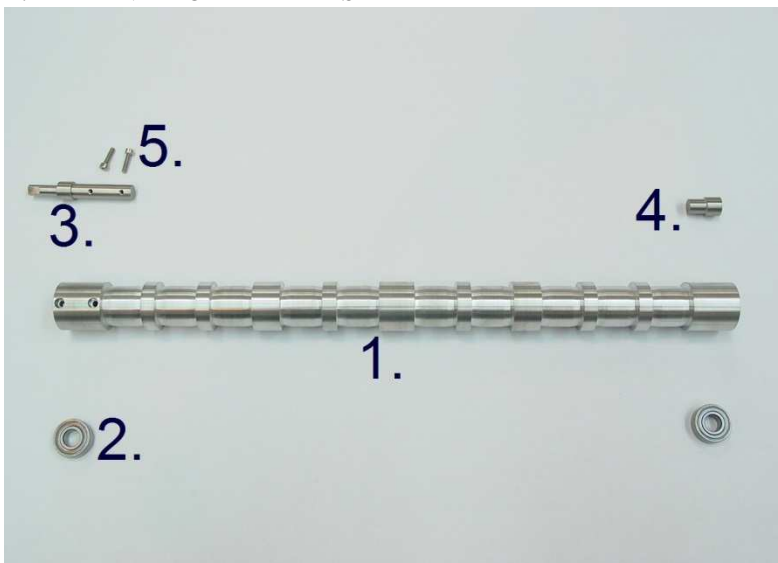


2. SP 006 319
ENTRAPMENT WHEEL
ASSEMBLY



3. SP 000 318
KNOB, KNURLED M5 X 10MM

4. DRIVE ROLLER PARTS



1. SP 006 292
DRIVE ROLLER C/W
BEARING SP 005 862 (2)



2. SP 005 862
BEARING



3. SP 006 465
SHAFT, DRIVE




4. SP 005 717
AXLE, STUB



5. SP 000 815
SCREW, M4 X 16,
SOCKET HEAD

5. IDLER ROLLER PARTS




1. SP 006 529
IDLER ROLLER
C/W BEARING
SP 005 862 (2)

2. SP 005 862
BEARING

3. SP 005 717
AXLE, STUB




6. STACK TRAY ASSEMBLY



1. SP 007 144
LOWER CATCHER
TRAY ASSEMBLY

2. SP 007 143
UPPER CATCHER
TRAY ASSEMBLY

3. SP 007 141
LOCKING KNOB
ASSEMBLY



4. SP 006 458
MAGNETIC BACKSTOP

5. SP 006 519
PAPER SEPARATOR

6. SP 006 540
STACKING GUIDE